

***ОТЧЕТЕН ДОКЛАД ЗА
ДЕЙНОСТТА
НА
РАЙОНЕН СЪД
ГЕНЕРАЛ ТОШЕВО
ЗА
2018 ГОДИНА***

:

-
- 1.
- 2.
- 3.

•

- 1.
- 2.
- 3.

2016 – 2018 .

2016 – 2018 .

3-

- 4.
- 5.
- 6.
- 7.

/

%

2016 – 2018 .

2016 – 2018 .

-
- 1.
- 2.
- 3.

2016 – 2018 .

;

- 4.
- 5.
- 6.
- 7.
- 8.
- 9.

V.

- 1.
- 2.
- 3.

2016 – 2018 .

;

- 4.
- 5.
- 6.
- 7.
- 8.
- 9.

V.

V .

- 1.
- 2.

V .

VIII.

.

.

.

I.

2018 .

— .
,
.
,
:
,
,
,
” .
— .
”

•
:
— : „ „ ,
- 20.04.2018 . ;
— : „ .
, - / -
” ,
- 10.05-11.05.2018 .

•
— : „ ” ,
- 20.04.2018 . ;
— : „ .
, - / -
” ,
- 10.05-11.05.2018 .

2.

2018

13

- 1

” ”

”;

- 1 .;

- 1 .;

- 2 .;

- 1 .;

- 1 .;

- 1 .;

- 1 .;

2018

18.10.2017 .

18.10.2019

”

2018

2018

4.33 (13/3);

(13/5).

2.60

2.

19.02.2015 .

05.02.2015 .

2018

- 20%

50%

100%,

100%,

5

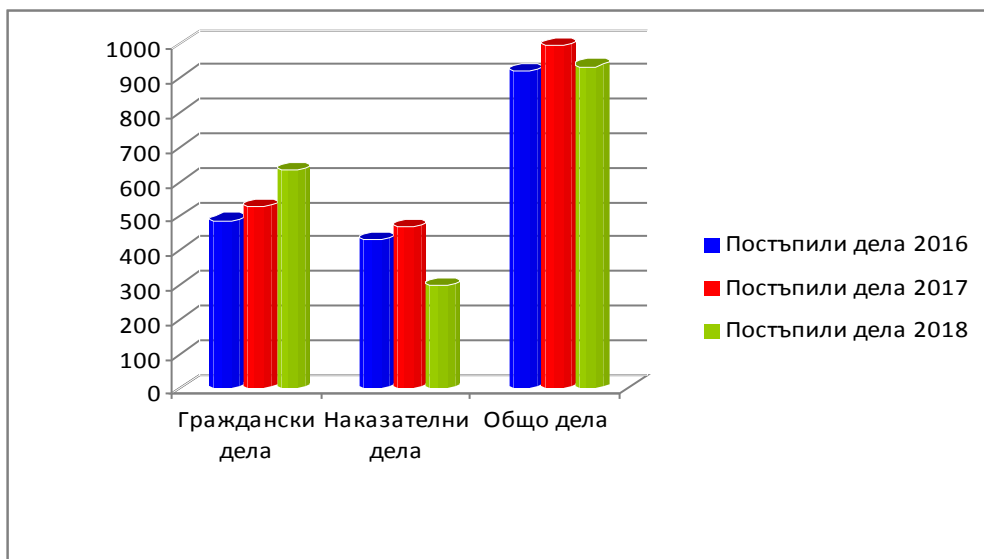
.329, .3

2. 2016 – 2018

2.1.

Year	Граждански дела	Наказателни дела	Общо дела	Percentage
2016	918	486	917	52.94 %
2017	994	525	992	47.18 %
2018	633	300	933	32.15 %

930 . 3 , 933 . 67.85 %



2018 ,

2.2.

2018 74 . .

933 . ,

1007 . , 682 .

325 .

2017 135 .

994 . , 2017

1129 . , 595 . 534 .

2016 , 83 .

918 . , 2016 1001 ,

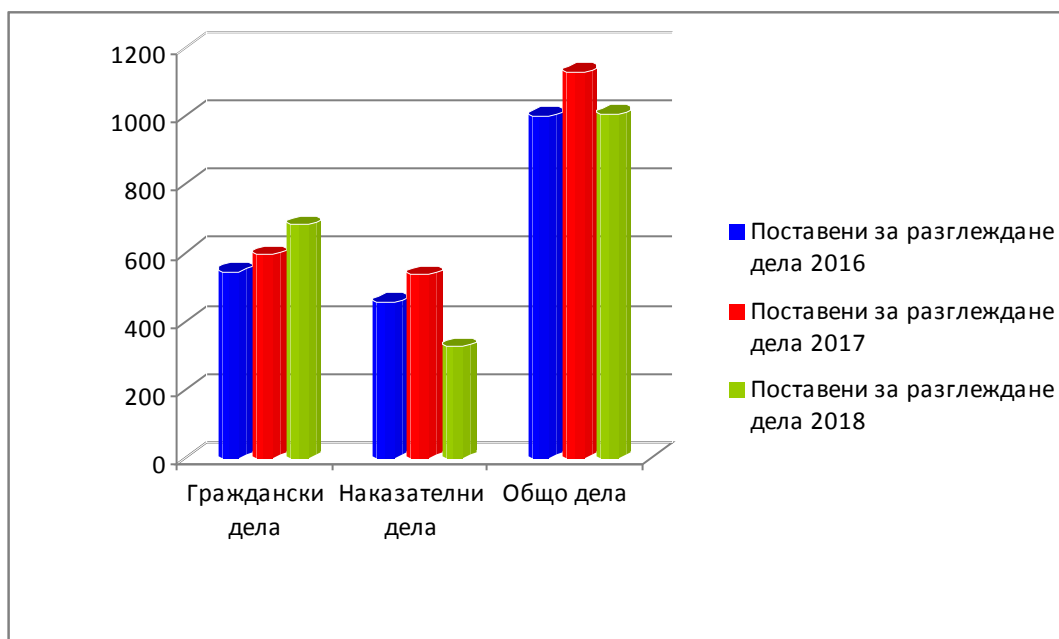
545 456 .

2016	83	918	1001
2017	135	994	1129
2018	74	933	1007

2018

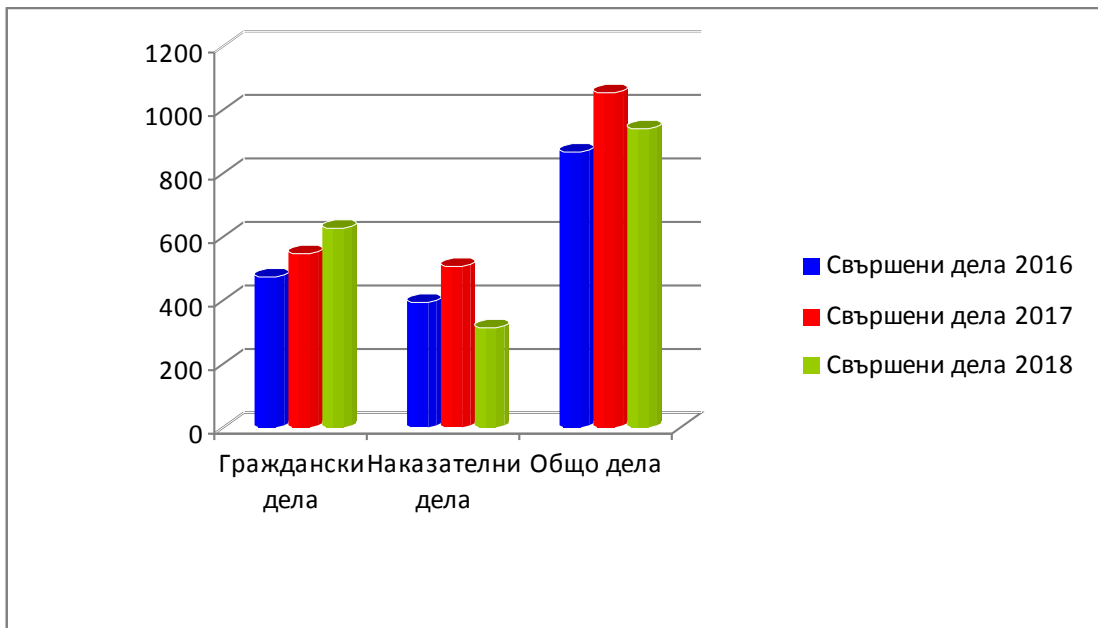
2017 ,

9 %.



2.3.

629		939		310	
	545	2017	1054		509
2016	.	,	.	866	,
	391				475
2018					

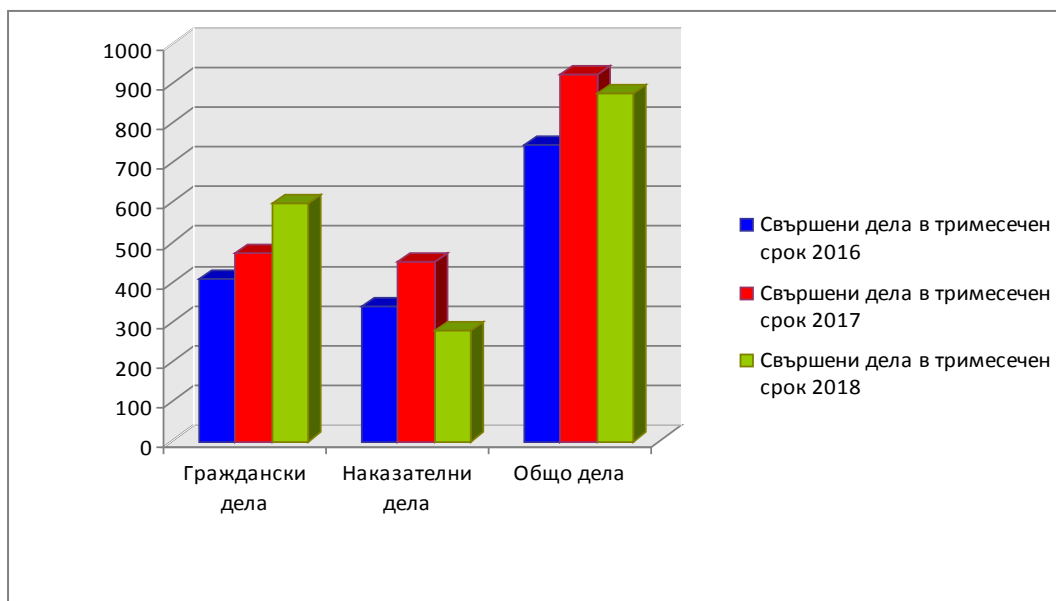


		735,	:	548	„	187
„	..	.78	- 14	.	- 45	
		2017				833
„	:	496	„	337	„	..
.78	- 23	.	- 69	.		
		2016	.			719
„	:	413	„	306	„	..
.78	- 9	„	- 56	.		
		123	.		204	.
		221	.	49	2017	„
		2016	.	147	172	.
85	.		.		62	.

3. 3-

2016 – 2018 .

939 . , 3-
873 . 93 % , 596 .
– 95 % 277 . – 89 %.
2017 1054 . , 3-
920 . 87 % , 471 .
– 86 % 449 . – 88 %.
2016 866 . ,
3- 743 . 86 % ,
406 . – 86 % 337 . – 86 %.



4. .

... 100,00%.

99,58 %, 2016 99,35 % 2017

5. (

%), (%), (%), (%),

2016 – 2018 .

(, ,),

(

).

34 21 55 .

2017 98 . ,
 36 62 .
 2016 .
 110 ., 36 74 .
 : - ,
 - ,
 50 . ,
 33 . 66,00 %; - 12 .
 24,00 %; - 5 . 10,00 %.
 - 2017 . -
 99 . ,
 65 . 65,66 %; - 19 .
 19,19 %; - 13 . 13,13 % 2
 - 2,02 %
 2016 . 102 . ,
 .
 44 . 43,14 %; - 52 .
 50,98 %; - 6 . 5,88 %.

6.

2018 . **2016** -
 2018 3 . -
 , -
 :

	2016 .				2017 .				2018			
	23,83	20,62	27,81	24,06	31,36	29,28	32,26	30,11	27,97	26,08	27,97	26,08
	25,95	22,62	30,28	26,39	33,05	30,28	34,00	31,14	37,89	34,94	37,89	34,94

	21,71	18,62	25,33	21,72	29,67	28,28	30,51	29,09	18,06	17,22	18,06	17,22
--	-------	-------	-------	-------	-------	-------	-------	-------	-------	-------	-------	-------

2017 . 2016 .

7.

62/16.12.2015 .

2018

80.37. - 112.47,

- 127.38

.2

110 180. .16,

70 110, .16, .1

- 106,74 , .16, .1

2017 115,76.

1.

/

2018 .,

-

100%

- 20%.

/

2018 . –

:

2. 2016 – 2018 .
300 . , 299
, 1 – ,
469 ., 2016 . 432 . . 2017



, 2018

.

:

- – 1 . – 1 . :

- 3 . 2 . –

- 1 . 1 . –

- – 4 . 3 . ,

- – 18 . : 2018 .

17 .

- 5 5 :

- 38 37307 - .307 :

- 6 5 :

- 1 1 :

- 50 52 :

- 9 113 119 e

- 10 2018 :

-)- , - : (

- 0 () 1 1 :

- () 1 2 :

- 0 () 0 0 :

- 1 () :

- 2 () 3 1 :

- () 18 2 15 :

- (): 5 0 5 :

- - .
) : 38 . 0 . 37 . (

- - . 307 - . 307
 0 . () 0 .

- -) 5 . 0 . : 5 .

- - () 0 . 1 . :
 0 .

- -) 48 . 2 . : 48

- - : () 0 .
 0 . 0 .

- -) 0 . 0 . : (0 .

119 , 2017 185 , 2018
 89 . 2016 .

2017 193 ., 2016 . 129 .

104.

2018 6 . , 2017 .
 5 . , 2016 . 3 .

2018 8 . 2017 . 7 . 2016 .
 7 .

2018 80 . 42
 - 122 .

2017 . 160 . 64 .
 - 224 ., 2016 .

170 . 56 .
 - 226 .

4.



25 . , 300,
2018 325 .
65 . 469,
534 .
2017 .
24 . 432,
456 .
2016 .

2016	24	432	456
2017	65	469	534
2018	25	300	325



. 252, . 1
 . 252 .
 . 247 ,
 (2), . 1 .
 2018 . 334 .
 , 112 . 33,53 %
2018

	3
	31
	11
	17
	8
	11
/	5
	6
	7
	2
	2
	3
	2
. 191 (4)	1
. 183, . 3	1
	2



5. ,

310 . 2016 . 2017 391 . 509 ..



187 .,78 - 14
 .; -45 .
 2017 337 .,78 -
 23 .; -69 .
 2016 . 306,78 - 9 .;
 -56 .;
 2018 122 , 2017 .
 183 .; 2016 .-96 .
 2017 172 . , 2016 . 114 . ,
 87 . ,
 6 .
 , 0 . 3 .
 VII .
 .
 2016 . 5 ., 2017 .
 .78 14 , 2017 . .78
 23 , 2016 . 9 .
 172 ., 2016 ., 2017
 123 ., 85
 .
 2018 310 .,
 277 . 89 %, 2017 .
 509 . ,
 449 . 88 %, 2016 ., 465
 ., 337 86 %.
 , :
 -122 . ,
 -0 . , .78 -13 . . ,
 2017 -181 .
 , -1 . , .
 78 -24 . .
 2016 . ,
 : -93 . ,
 , -1 . , .78 -9 .
 .
 2018 124 , 122
 , 1 .
 , 2017 191 , 190
 , 2016 . 97.

-

11 . , 3 . , - 14 . ,

8.

21 . 2017 62 .

2016 . 74 .

2018 21

. - , 14 , 66,67 %.

28,57 % . 1 . 4,76 %

2017 . 61 . -

45 , 73,77 %.

19,67 % . 2 . 3,28 %

2 . - 3,28 %.

2016 . 72 . -

25 , 34,72 %

2 . 2,78 % 45 . 62,5 %

5

(67%)

(33%),

9.

2018

2018 . 80

, , , 167 , , 2016 2017 81.
 , P - .
 ,
 .

IV. _____

1. .
/

2018 . - ,
 : ,
 ,
 . ,
 ,
 , 100 %
 , - 50 % .

/
 2018 . -
 . , .


2. **2016-2018** .
 633 . , 631
 , 2 - ,
 2017 525 . , 523
 , 2 - ,
 2016 . 486 ., 485
 , 1 - ,
 .

Постъпили граждански дела



2017 . - 108 , 2016 . - 147
 171 . , 2017 153 ., 2016 . 140
 89 . ,
 62 .
 2017 113 . ,
 54 .
 2016 . 113 . ,
 58 .
 51 ., 2017 40 ., 2016 . 58 .
 . 310 - 2018
 1 , 2017 . 3 ,
 2016 . 8 .
 . 310 1 ., 2017
 5 . , 2016 . 7 .
 2017 ,
 2016 . 3 .
 2017 63 ., 2016 . 74 .
 2018 . 457 . , . 410 .
 417 , 2017 333 . , 2016 .
 254 .
 2018 12 .

Поставени за разглеждане граждански дела



3 – 5

. 390

. 131

. 140

. 131

254, . 2

2018

255

2018 . 201

85 – 42,29 %.

2018

:

	2
	19
,	
	5
	4
	4
	27
	2
	1
	3
. 199	2
	1
	11
,	
	1
	2
	1

,

.


—

,

,

.

.



5. , .



2017 . 596 . 629 . , 95 %

2017 . 471 . 545 . , 86 %

2016 . , 406, 85% . 475 . ,

6/ 13.02.2018 .

.
 , .
 548 ., 2017 . 496 ., 2016 . 413
 .
 , 2017 . 84 .; 2016 . 61 . 76
 .
 2018 . 26 . ,
 . 2017 . 29 . ,
 . 2016 . 44 . .
 2018 . 5 . , 5
 . 2017 . 8 . ,
 9 . . 2016 . 11 .
 10 . .
 51 ., 2017 . 40 ., 2016 . 58 .
 2017 .
 2017 . 63 ., 2016 . 74 . 48 .
 2018 . 50 . 2017 .
 65 ., 2016 . 78 .
 2018 . 457 . , . 410 .
 417 , 2017 . 333, 2016 .
 254 .
 . 410 . 417
 2018 . 457 ., 2017 . 333 ., 2016 . 254 .
 2018 . 310
 1 , 1 . 2017 . 3 . ,
 5 , 5 . 2016 .
 7 .
 12 ,
 16 ., 14 .
 2017 . 19 . ,
 23 ., 19 . . 2016 . 14 .
 .
 81 ,
 2017 . 49 ,
 2016 . 62 .

6. 2017 . 2016 2018 5
 01.01.2015 . 2016 4
 7. 1 .
 . 164/2018 . . 253 -
 8. .

	2016 .				2017 .				2018			
	25,95	22,62	30,28	26,39	33,05	30,28	34,00	31,14	37,89	34,94	37,89	34,94

- 448, 231
 - 3 .
 - 19 ., 11 .
 , 10 . 8 .

9.

				34	
		2017			36
			36		2016
					36
					29
				19	65,52 %,
	6	20,69 %,		4	13,79 %,
	2017			38	
			20		52,63 %,
7	18,24%,		11		28,95 %,
	2016			30	
			19		63,34 %,
7	23,33 %,		4		13,33 %.
					5
					(66%)
			(34%),	

10.

2018

-

V.

1.

27

11

2018	145	484	75
- 629	2018	70	-
5	2017	156	422
- 578	2017	59	-
15	2018	145	2017
156	2016	104	
-	- 292	145	
, 137	- 282		
		- 51	
		2	2



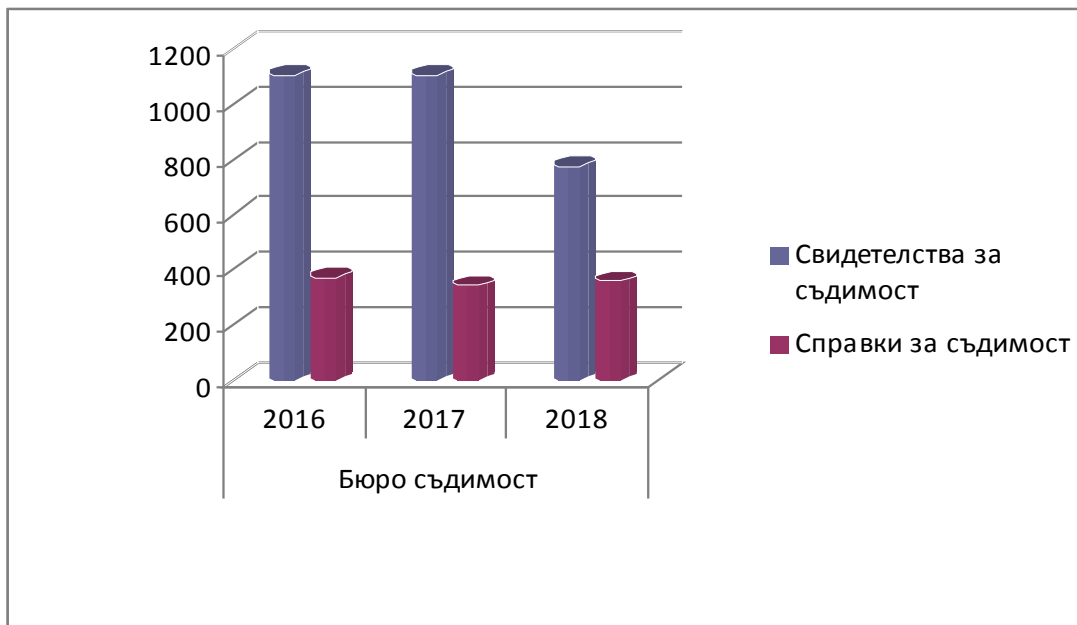
171794.00 . -
 - 126652.00 .,

- 26930.00 . ,
 - 17847.00 .
 , 1 , 2018 .
 12413.00 , 2017 .,
 7227.00 2016 .
 7339.00 .
 77
 / , 48 , ,
 , , ,
 . , , ,
 , , , ,
 , , , ,
 , , , .
2.
 - , . , 12
 2018 .
 ” 03.06.2018 . ”,
 - 2018 6380 ,
 2017 . 7009,
 , 2016 7094 , ,
 : 2018 . 3491 , 2017
 3963 , 2016 . 3846 .
 2018 . 120 037 , 2017
 101 543 , 2016 . 106 207 .
 2018 . 131 102 843 .
 2017 . - 83 744 518 , 2016 . - 67 235 886 .
 ,
 , 2018 814 , 2017 . - 907 , 2016 . - 912
 . , 2018 .
 225 , 2017 - 170 , 2016 . - 218 .

1057 , 2017 - 1159 , 2016 . - 1070 2018 .
 2017 - 982 , 2016 . - 1290 2018 . 969 ,
 2017

3.

’ 2018 ” ” ” . 774
 356 . 2017
 1106 342 ,
 2016 . 1105 372



2018 .

VI. ПОВЕРК

2017 .

1.

2018 .

2.

494 214.11.2018 .

01.01.2018 . – 31.12.2018 .

VII.

13 .

9450

488 .

784
2018 .

1998 – 2001 . ;
4827 .
2009 . – 2016 . ; 78 .
1992 – 2008 . -

- ECLI-BG - 25.09.018 .” ;
- „ - 04.10-05.10.2018 .
- ” - ”-15.10-18.10.2018

16 ,
32 ,
2018 .

VIII.

2014 –2020 .” , ” ” 2018

2018 :

1:

2018 .:

1	-						
1.1	1. -	1. 2.	1. 2.	2018 .	.	-	1. 2 2. 3
2	-						
2.1	1. 1. 2.	1. 2. 3.	1. 2. 3.	20.04.2018 23.11.2018 .	" "	-	1. 2 - 2. 2 3. 2 - 85
2.2	1. "	1. " . . . " . . . 1.1. 1.2 "	1. 2. " . . . " . . .	22.02.2018 . 20.04.2018 .	. - . - " "	-	1. 3 2. 105 " . . . " . . .

		1.3.		23.11.2018 .			
3.	-						
3.1.	1.		1.	2018 .	"		1. 0
			2.		"	-	2. 2
			3.				3. 0
			4.				4. 15
							/ /
3.2.	2.		1.	2018 .	"		1. 4956
					"	-	
3.3.	3.		1.	2018 .	"		1. 640
			2.		"	-	2. 74
4	-						
4.1.	1.		1.	2018 .	"		1. 0
			2.		"	-	2. 0

		- ; - ; - ; - ; - ; - ; - ;	3. ; 4. ; 5. ; 6. ; 7. ;				, ; 3. 12 ; 4. 0 ; 5. 0 ; 6. 0 ; 7. 2 ;
4.2.	2. ; 2.1. ; 2018 ; 2.2. ;	, ; - ; - ;	1. ; 2. ;	2018 . "	"	-	1. 0 ; 2. 0 ;
4.3.	3. ; -	, ; -	1. ;	2018	"	-	1. 0

4.	4.		1.				1. 0
			2.				
			3.				2. 0
			4.				3. 0
							4. 0
5.	-						
5.1.	1.			2018 .			1. 20
5.2.	2.		1.				1. 2
							13
5.3.	3.		1.	2018 .			1. 12
5.4.	4.			2018 .			1. 3

		12		12 100 %	” ”
		2		100 %	
		2		100 %	
				2	” ”

2018

— ”
 , —
 :
 ” — ”
 ,
 ,
 “
 “ ”
 — ”
 , —
 “ ” “ ”
 :
 - 22.02.2018 .,
 IX, X, XI-
 ” ” ()
 20), : ”
 ”

30

55

2018

2018

Facebook,

2019

IX.

2001

1023

2019

2018

BG16RFOP001-2.002

-2”

2”

” 2014-2020 (2014-2020).

XP 7. Windows
2007 2010. Microsoft Office 2003,
Endpoint, ESET NOD

- pfsense.
1. Dell 1420
WINDOWS 2003 SERVER;
 2. Fujitsu Primergi TX2540M1
2015, Dell Power Edge 2950,
Fujitsu Primergi TX2540M1

2008 SERVER, WINDOWS
“
” backup ,

Tb : NAS ZyXEL 2 1
RAID 1. backup ,
100 %

Sharing FTP

2018

2017

Brother ADS 2100 Mustek iDocScan P70,
Kyocera FS-1035 MFP

2017
Xerox WC7225i. M
Xerox WC7225i,

e

Kyocera FS-1035 MFP

2017

2018

- 1.
- 2.
- 3.
4. JES –

“ 5.0” Web ;
“Web – 66”;
” Style”

2018

5.

“

“

2018

6.

7.

web

8.

(),

9.

”

”

JES –

;

2018

–

,

,

,

(

,

,

).

,

XI.

2018

,

–

,

–

: ”

BG16RFOP001-2.002

-2”

2

”

”

”

”

” 2014-2020 (

2014-2020.

2018

2017

2018

XII.

1.		-	2018 .
2.		-	
2018 .			
3.			
2018 .			
4.	2018 .		
5.		-	
2018 .			
6.			
2018 .			
7.	2018 .		
8.			2018 .
9.			2018 .
.	31.01.2019 .		
.	-	:	(.)