

2018



” ” , , .80, .1, .2, -

I.	4
1.	,		4
2.			6
3.	12
4.	,		15
5.			16
.			19
1.			19
1.1.			19
1.2.	:		21
1.3.	.	:	23
1.4.			24
2.			25
2.1.	,		25
2.2.			29
2.3.	.	:	30
2.4.			30
3.			32
3.1.			32
3.2.			41
3.3.			49
3.4.	-	.78	49
3.5.			49
3.6.	-		49
III.	50
1.			50
1.1.			50
1.2.			50
1.3.			54
2.			57
3.		2018	57
4.			57
IV.			59
V.			61
V	66
V	68
1.			68
2.			68
V	71
			73

2018 .

2018 :

I. .
.
.

1. , .
31.12.2018 . 3- , -
.
- , -
- .
- .
” ”
” ”.
” ”.
31.12.2018 . -
:



2018 .

2018 .

100% .410 .417 . 20 %

2018 . 24,

31.12.2018 .

			/ /
1.	32 . 1 .	19 . 1 .	14 . 9 .
2.	25 . 2 .	21 . 6 .	16 . 10 .
3.	20 . 7 .	20 . 7 .	17 . 5 .
4.	24 . 6 .	21 . 4 .	14 . 5 .
5.	31 . 7 .	19 . 2 .	14 . 7 .

2018 .

” ” ”

;

.161, .1

.2, .222 .223 .

-

.381 -

2018

2018 .:

1	01.06.2018 .	” “	-
2	19.10.2018 .	ECLI-BG ECLI — “	-
3	04.06 – 05.12.2018	1. ” “	-
4	12.10.2018	” -	-
5	30 – 31.10.2018	” “	-

2.

31.12.2018

14

V

/ - 1
/ - 1
1

/ - 2 , 1
" " , 1
- " , 3
, 1 - 2
. .
19 .
, .
, .
, - ,
. .
, .
, .
. .
“ ” .
, .
2018 . ,
2 .
29.10.2018 . 12
. .
- . :
,

,

- ” “ ”

- ” “ ”

” ”

” “ ”

- ” “ ”

;

,

.

-

,

2018 .

,

,

,

(’ , .8 28.01.2014 ’ , .2

9.01.2015 . . .16 26 2016 , . . .

.68 22.08.2017).

-

,

,

-

,

,

”

,

-

.

,

.

.

”
”

”

”

”

.

,

”

/.

”

,

”

,

,

-

7

”

”

.158

2018

3

,

,

.

-

,

Web -

,

Web -

,

-

-

,

,

,

,

,

,

.

— ”

2018 . 2018
2018 .

2018 .

2017 .

2018 .

:

2018 .:

1	04.06 – 05.12.2018	1. ” , “ ,	—
2	04.06 – 05.12.2018	1. ” , “ ,	—
3	04.06 – 05.12.2018	1. ” , “ ,	—
4	04.06 – 05.12.2018	1. ” , “ ,	—
5	25 - 26.09.2018	” “ , ” “ ,	— “
6	25 - 26.09.2018	” “ , ” “ ,	-
7	25 - 26.09.2018	” “ , ” “ ,	—
8	16.10-17.10.2018	” “ ,	—
9	04.12-05.12.2018	” “ , ”	—

3.

2018

2018

2018

2018

2018

2018

.89

2018

30.07.2015

44

23.04.2018

2018

.9

/ /,

.78

.159

2015

,

—

,

2018 .

/ /,

”

,

2018 .

4.

,

,

,

,

.

,

.

,

,

,

,

.

2018
01.10.2015 . -

2015

.168, .7

2018 .
- .

52 06.11.2017 . 62

22.11.2017 .,

5.

31.12.2018 . 3:14, - ' 3:3,
- 3:3 -
1:1. / ,
4,67. ,
3,99,

- ,

2018 .

2017 . 748 2016 ..

2018 . : 795 , 817

2017 . 548 . 858 2017 . 587 2016

2018 . 1379 1665 ,

2017 . -1665 2016 . - 1392

673 , 780 2017 . 578

2016 . - 2 052 ,

2445 2017 . 1970 2016 .

” “ ,

124 , 134 2017 .

109 2016 . ,

639 , , ;


850 2017 . 712 2016 . ” ”

2017 . 3319

5251 2017 . 5141 2016 , ,

- , ,

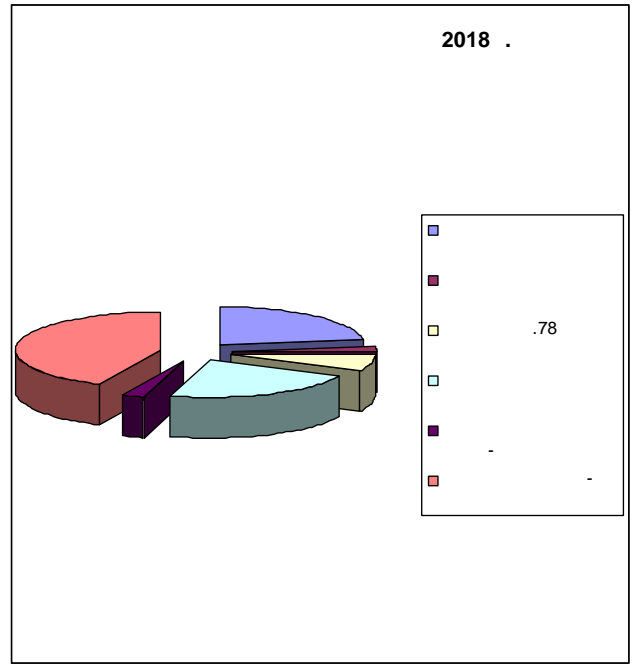
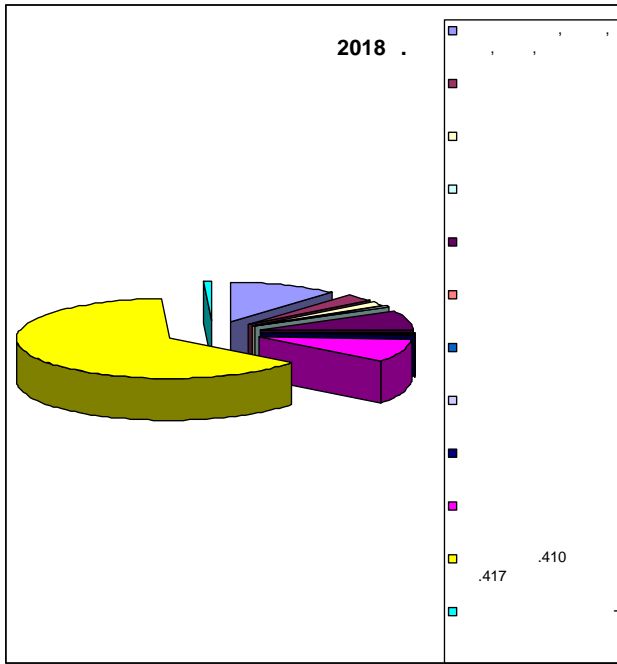
.



	01.01.	%		
2018 .	125	9.23%	1229	1354
2017 .	116	7.03%	1534	1650
2016 .	116	8.35%	1273	1389

2018 . 1229 , 305 -
2017 ., 1534 .
1354 , 296 -
2017 . 1650 .
- ,
182 ,
123 .

	2018 .	2017 .	2016 .
, , , ,	101	81	89
	24	32	36
	13	21	21
	8	7	13
	65	30	18
	2	12	15
	2	3	7
	3	5	2
	2	-	4
	81	104	68
.410 .417	548	739	587
-	7	4	1
:	856	1038	861
	2018 .	2017 .	2016 .
	85	119	108
	8	12	7
.78	28	34	25
	82	115	108
-	9	15	11
-	161	202	153
:	373	496	412



:
 ■ _____ :
 .410 .417 ,
 .410 2018 .
 .417
 -
 , 73%
 , , , , ,
 , , , , ,
 , , , , ,
 2018 . . 27%

■ _____ :
 . -
 , 41 -
 39 - 33 . -
 .78 6
 2017 . 2018 . , -
 - 43%
 (41 % 2017 . 38% 2016 .).
 2018 . .
 23%
 1.2. :

					3 .	
			%			%
2018 .	859	779	91%	80	800	93%
2017 .	1029	915	89%	114	980	95%
2016 .	857	773	90%	84	792	92%

2018 . 859
 , 170 - 2017 . 2
 2016 . -

2017 . 2018 .
 2016 . , 8
 72 .

					3 .	
			%			%
2018 .	357	283	79%	74	264	74%
2017 .	496	373	75%	123	424	85%
2016 .	416	330	79%	86	368	88%

2018 . 80
 139 - 2017 . ,
 2016 . 80
 , 2017 .. 357 - 264
 74% 3 . ,
 74 - 50 , 48
 2 , 9 9 , 2
 .78 . 4 , 9

					3 .	
			%			%
2018 .	1216	1062	87%	154	1064	88%
2017 .	1525	1288	84%	237	1404	92%
2016 .	1273	1103	87%	170	1160	91%

2018 . 1216 309 -
2017 . 2016 . -
- . 3
, , -
. , ,
, ,
, 3 , -
, ,
2018 . 101, 127
2017 . 106 2016 .
, ,
. , ,
. ,
1.3. .
:
- :

	:	:	:
2018 .	34	82	116
2017 .	53	74	130
2016 .	49	61	110

	:	:	:
2018 .	29	76	105
2017 .	47	78	125
2016 .	34	51	85

	:						:					
		%		%		%		%		%		%
2018 .	19	66%	3	10%	7	24%	48	63%	1	1%	27	36%

2018 . 105 , , ,
 20 2017 . ,
 2018 . 67 . 64%
 55% 2017 ..

1.4.

2018 .	101.33
2017 .	127.00
2016 .	106.00
2015 .	97.08
2014 .	91.50

2018 . 101.33 , 127 2017 . 106

2016 .

		3	%		3	%		3	%
2018 .	859	800	93%	357	264	74%	1216	1064	88%
2017 .	1029	980	95%	496	424	85%	1525	1404	92%
2016 .	857	792	92%	416	368	88%	1273	1160	91%

2.
 2.1. 01.01.2018 . 81
 9 , 21 , 17
 , 11 , 3 , 14,
 2 , 3
 1 ..
 , :
 , :

	2018 .	,	2017 .	,	2016 .
	101	+20	81	-8	89
	24	-8	32	-4	36
	13	-8	21	0	21
	8	+1	7	-6	13
	2	-10	12	-3	15
	65	+35	30	+12	18
	2	-1	3	-4	7
:	215	+29	186	-13	199

	3	-2	5	+3	2
--	---	----	---	----	---

	81	-23	104	+56	48
	2	+2	0	-4	4
-	7	+3	4	+3	1
.410 .417	548	-191	739	+187	552
:	638	-209	847	+230	617

:	856	-182	1038	+220	818
---	-----	------	------	------	-----

									3	%		
, , ,	101	110	105	79	6	6	5	9	101	96%	5	3
	24	45	33	11	9	1	1	11	21	64%	12	8
	13	30	19	9	0	4	1	5	4	21%	11	9
	8	19	6	4	0	1	1	0	0	0%	13	1
	2	5	2	1	1	0	0	0	1	50%	3	1
	65	79	50	27	4	8	0	11	33	66%	29	7
	2	5	5	2	0	1	0	2	3	60%	0	0
	215	293	220	133	20	21	8	38	163	74%	73	29
	3	5	2	1	0	0	0	1	0	0%	3	1
	2	2	2	1	0	1	0	0	2	100%	0	0
-	7	8	8	7	0	0	0	1	8	100%	0	0

	81	81	79	73	10	1	0	3	79	100%	2	0
.410 .417	548	548	548	517	2	2	0	29	548	100%	0	4
:	638	639	637	598	2	4	0	33	637	100%	2	4

	856	937	859	732	22	25	8	72	800	93%	78	34
--	-----	-----	-----	-----	----	----	---	----	-----	-----	----	----

■ - , 2018 .

, .410 .417 .

209 . - .

■
 , , ,
 .417 . 937
859 . 3 , -
 , .410 417 ,
 100% . - , -
 - 21% - 50% . - 0% ,
 - ,
 3
 , , ,
 , - , ,
 , , ,
 9 . 2 ,
 , , 3-
 31.12.2018 . 78 ,
 2017 . -81 . 72 . 2016 ..
 ,
 35 . - 65 2017 . 30, 2017 .
 2017 . 13 2016 . 2016 .- 18.
 8, 7
 ,
 10 - ,
 8
 23 ..
 .417 . 548 191 -
 739, 2016 .552 . 2017 .,
 .410

- 29
- 209

2017 . 182 .

2.2.

					%			%	
2018 .	81	856	937	779	91%	80	859	93%	78
2017 .	72	1038	1110	915	89%	114	1029	95%	81
2016 .	68	861	929	773	90%	84	857	92%	72

- 779 , 91%

- 89% 2017 . 90% 2016 .

80 - 8 . (6

2017 . 7 2016 .) 72 . -

78 . (81 . 2017 . 72 . 2016

2-3

.131 ,

2019 .,

2.3.

:

2018 .	29	19	11	8	3	2	1	7	6	1
2017 .	47	26	18	8	4	3	1	17	8	9
2016 .	34	21	14	7	6	6	0	7	4	3

, 2018 .
 - 66% (55% 2017 .
 62% 2016 .).

2.4.

	2018 .			2017 .			2016 .		
		3			3			3	
			%			%			%
, , ,	105	101	96%	83	80	96%	90	85	94%
	33	21	64%	21	11	52%	44	19	43%
	19	4	21%	14	4	29%	21	8	38%
	6	0	0%	11	1	9%	14	2	14%
	2	1	50%	12	9	75%	17	12	71%
	50	33	66%	30	19	63%	4	3	75%
	5	3	60%	2	2	100%	5	4	80%
:	220	163	74%	173	126	73%	195	133	68%

	2	0	0%	4	2	50%	2	0	0%
--	---	---	----	---	---	-----	---	---	----

	2	2	100%	0	0	0%	4	4	100%
	8	8	100%	4	4	100%	1	0	0
	79	79	100%	109	109	100%	69	68	99%
.410 .417	548	548	100%	739	739	100%	587	587	100%
	637	637	100%	852	852	100%	662	659	99.5%

:	859	800	93%	1029	980	95%	857	792	92%
---	------------	------------	------------	-------------	------------	------------	------------	------------	------------

3 859 , 800 93%

– , , , , – 96 %

2017 . 94% 2016). 3- (96%

– 21% 2018 ., 29% 2017 . 43% 2016
-50%, 75%

2017 .. 64% 52% 2017 .. 6
3- . 3-

80% 2016 . -60%, 100%

3 57 . - 6
- 15 ; -2 ; - 12 ..
-1 , , , , -

4 .

” , 3-

:

.199 (-);

- ;

.140 (.201);

; .140, .1

; ,

.51 , .142, .2 .

, -

,

,

, ,

.. , 2 3

, 2

.

3-

3.

3.1.

3.1.1.

1 2018 . -

,5 . , 2017 44 , 13

, .78 21 :

,

:

2016 . - 2018 .

	2018 .		2017 .		2016 .
-	1	-4	5	-1	6
	2	+1	1	0	1
	0	-2	2	+2	0
,	8	+1	7	+2	5
	17	+3	14	-8	22
	7	+1	6	-7	13
	1	+1	0	-3	3
.307 - .307 -	0	0	0	0	0
	1	-1	2	+1	1
	3	0	3	+1	2
	45	-33	78	+23	55
	0	0	0	0	0
	0	0	0	0	0
:	85	-33	118	+10	108
	8	-4	12	+5	7
.78	28	-6	34	+9	25
-	33	-14	47	+13	34
-	58	-25	83	-2	85
-	161	-41	202	+49	153
	373	-123	496	+84	412

2018

		(2+ 6)						3	%		
-	0	1	1	1	0	1	1	1	100%	1	0
	1	2	3	1	1	0	0	0	0%	1	2
	1	0	1	1	0	1	1	0	0%	0	0
'	1	8	9	7	5	2	2	3	43%	1	2
	0	17	17	10	4	6	6	5	50%	2	7
	1	7	8	7	2	5	4	6	86%	1	1
	0	1	1	1	1	0	0	1	100%	0	0
	1	1	2	2	2	0	0	1	50%	0	0
	2	3	5	5	2	3	3	3	60%	2	0
	6	45	51	42	10	32	30	37	88%	4	9
	13	85	98	77	27	50	47	57	74%	12	21
	5	8	13	11	7	4	0	2	18%	4	2
.78	5	28	33	31	29	2	0	31	100%	2	2
-	0	33	33	30	24	6	0	30	100%	0	3
-	0	58	58	58	55	3	0	58	100%	3	0

									3	%	
	21	161	182	150	63	14	64	9	86	57%	32

									3	%	
		44	373	417	357	283	74	264	74%	60	

2018 .

2018 . 373 123 - 2017 .

2017 . 84 2016 . 2016 .

46 2015 .

2017 . 49 2016 .

41 - , 2017 . 33 -

10 2016 .

25 - 2017 .

2017 . 45 , 78 .

2016 . 14.

1 3 .

202 . 2017 . 181 . 2016 . 161

- 85 % 39%

-58 . -33.

8 , 6

.78

-28, 34 2017 . -25 2016 .

357 , 3 3 , 264 ,
74%.

			3 .	%	
2018 .	98	77	57	74%	21
2017 .	132	119	107	90%	44
2016 .	121	107	93	87%	14

			3 .	%	
2018 .	13	11	2	18%	2
2017 .	14	9	7	78%	5
2016 .	11	9	4	44%	2

			3 .	%	
2018 .	91	88	88	100%	3
2017 .	131	124	131	95%	0
2016 .	122	121	121	100%	1

.78					
			3 .	%	
2018 .	33	31	31	100%	2
2017 .	34	29	28	97%	5
2016 .	25	25	24	96%	0

			3 .	%	
2018 .	182	150	86	57%	32
2017 .	229	208	151	73%	21
2016 .	181	154	126	81%	27

			3 .	%	
2018 .	417	357	264	74%	60
2017 .	540	496	424	85%	44
2016 .	460	416	368	88%	44

121 2016 . 98 , 132 2017 .
 77 , 119 2017 . 107 2016 ' ..
 12 2018 . 8, 4 - 2017 ..
 2016 . 7.
 5 , 13
 11 .
 91
 130 2017 . 122 2016 .. 2018 ,
 . -91 ,88 3- .
 -161 2018 .., 202 2017 . 153
 2016 ..

2018 , (229 2017 . 181 182
 21 , 2016 ..).
 32 . 182 -
 , - 141
 ,9
 32 (21 2017 . 27 , 2016 .
 5 .
 (, 182 -
 86) 150 ,
 57%

3.1.2.

357
 , 86% ,
 417

60 . (44 2017 . 2016 .). 25

01.12.2018 . 31.12.2018 .
2019 .

3.1.3.

	2018				
			%		..
	77	27	35%	50	47
	11	7	64%	4	0
.78	31	29	94%	2	0
	88	79	90%	9	0
	150	142	95%	9	0
:	357	284	80%	74	47

- 284 , 80 %
(77% 2017 . 79%
2016 .) , -50 , 47
.

	2018 .				
			%		..
2018 .	357	284	80%	74	47
2017 .	496	383	77%	113	72
2016 .	416	330	79%	86	47

3.1.4.

2018 . :

		:											
				%				%				%	
2018 .	76	48	63%	45	3	27	36%	25	2	1	0,1%	1	0
2017 .	78	50	64%	43	7	25	32%	22	3	3	4%	3	0
2016 .	51	34	67%	29	5	14	27%	10	4	3	6%	2	1

1 . : 48 , 27

2017 . 67% , 2016 .). 63% (64%

3.1.5.

357 , 3- 264 , 74 % (

264 – 153 . , 1 –

1- 58% , 3-

93 .

64 . -

2 3

,
 .
 3- 9 .
 20 .
 3- . -
 ,
 . -
 :
 -
 .269, .1 ;
 - / , -
 ;
 ;
 -
 ,
 ;
 -
 ,
 ”” ;
 -
 ;
 -
 .
 ,
 ,
 .
 -
 ,
 .
 ,
 .

3.2.
3.2.1.

		-	
2018	85	10	0.83
2017	118	27	2.25
2016	108	13	1.20

2016 . – 2018 .

2018 .	13	-1	85	-31	98	-34
2017 .	14	+1	118	+10	132	+11
2016 .	13	+1	108	+14	121	+15

2016 . – 2018 .

				3			
			%		%		%
2018 .	98	77	79%	57	74%	21	21%
2017 .	132	119	90%	107	90%	13	10%
2016 .	121	107	88%	93	87%	14	12%

3- 2018 . 77 . – 57 74 % 21

	2018 .				
			%		..
2018 .	77	27	35%	50	47
2017 .	119	44	37%	75	70
2016 .	107	51	48%	56	47

77 , 27 , 50 47 , 27
 , 3 . 47
 77 . - 10
 .
 , 2 77 . - 8 .
 , 1 4
 ,
 , ..
 /
 ,
 , , ,
 , , , , ,
 .

3.2.2.

2018

								3	%	
-	0	1	1	1	0	1	1	1	100%	0
	1	2	3	1	1	0	0	0	0%	2
	1	0	1	1	0	1	1	0	0%	0
,	1	8	9	7	5	2	2	3	43%	2
	0	17	17	10	4	6	6	5	50%	7
	1	7	8	7	2	5	4	6	86%	1
	0	1	1	1	1	0	0	1	100%	0
	1	1	2	2	2	0	0	1	50%	0
	2	3	5	5	2	3	3	3	60%	0
	6	45	51	42	10	32	30	37	88%	9
	13	85	98	77	27	50	47	57	74%	21

											. - .381-384
		.		.	3 .		3 15 .				
						.					
-	1	0	1	0	0	0	0	0	1	0	1
	1	0	1	0	1	1	0	0	0	0	0
	3	0	3	0	3	3	0	0	0	0	3
,	7	0	7	0	2	1	0	1	4	0	2
	19	0	19	3	10	4	0	1	1	7	14
	7	1	5	0	3	3	0	0	2	0	4
	1	0	1	0	0	0	0	0	1	0	0
	2	0	2	0	1	1	0	1	0	0	0
	5	1	4	0	1	1	0	1	2	0	3
	43	1	40	2	33	32	0	5	0	2	31
	89	3	83	5	54	46	0	9	11	9	58

:

-

1 . .

1 .

1

1

1 .

.

2 . 3 1 1
 1 , 2 .
 .66 ,
 .66 .
 1 ,
 3 ,
 .66 .
 , 8 , 9 .
 7 , 2 , 7 - 2
 , 4 , 1 , 1
 17
 10 6 17 .
 . 10 19 - 19 .
 4 , 6 , 1 , 1
 1 , 7 .
 , 7 1 7 - 2
 , 1 7 , 5 - 4
 , 1 7 , 1 5 .
 ■ 3 ;
 ■ 2 .

,
 , 1 , 1 . 1
 .
 1 - 1 . 2 ,
 .
 .
 3 . - 2
 , 2 . 5 . 5
 . 1 4 . 3 . 5
 , , 2
 .
 45 - 6
 9 , 51 . 42
 43 , 42 , 3 37 .
 40 , 1 2
 31 . , 40 - :
 ■ 33 3 , 32
 ■ 5 .66 ;
 ■ 2
 ■
 , - ,
 78 2017 . 55 2016 . -45
 ,
 2017 . 22 2016 .) -17 2018 . (14
 , ,
 2017 . 5 2016 . -8 7

-7 . 6 . 2017 2016 . ;
, - 3
5 2017 . 13 2016 .
:
▪ -2 3 2017 .
2 2016 . ;
▪ - 1 2 2017 . 1
▪ 2016 . ;
/ /- 1
2017 2016 .
2018

3.2.3.

.
-
,
,
,
,
,
,
,
-
,
,
,
,
-
.

3.2.4.

89, 3 2018 ., 83 .
-5 .
83 :
▪ 54
▪ 3 , 46 .
▪ 11 ;
▪ 9 ; ” ”;

▪ 9 .381-384 - 58 .

3.2.5.

2018 . 85 . 62 .
23 . 62 , 3 .
95% .
- ,
- ,
47 . 23
24 , 38
77 3
2018 .
5% .

3.3.

			3	%	
2018 .	13	11	2	18%	2
2017 .	14	9	7	78%	5
2016 .	11	9	4	44%	2

3.4.

.78					
			3	%	
2018 .	33	31	31	100%	2
2017 .	34	29	28	97%	5
2016 .	25	25	24	96%	0

3.5.

			3	%	
2018 .	91	88	88	100%	3
2017 .	131	124	131	95%	0
2016 .	122	121	121	100%	1

3.6.

			3	%	
2018 .	182	150	86	57%	32
2017 .	229	208	151	73%	21
2016 .	181	154	126	82%	27

III.

1.

1.1.

01.01.2018 . 3- ,
 - .
 2018 .
 100% ,
 , - .410 100%
 .417
 , 20% ,
 20% ,
 100% .

1.2.

2018 .
 24 .
 2018 .
 :

	2018 .	2017 .	2016 .
	1354	1650	1389
	451	550	347
	37.58	45.83	28.92

2018 .

:

	2018 .	2017 .	2016 .
	1216	1525	1273
	405	508	318
	33.75	42.36	26.52

2017 ,

2016 ..

2017 .

3

_____ :

2018	1354	24	56.42
2017	1650	24	68.75
2016	1389	24	57.88

_____ :

2018	1216	24	50.67
2017	1525	24	63.54
2016	1273	24	53.04

2018 .

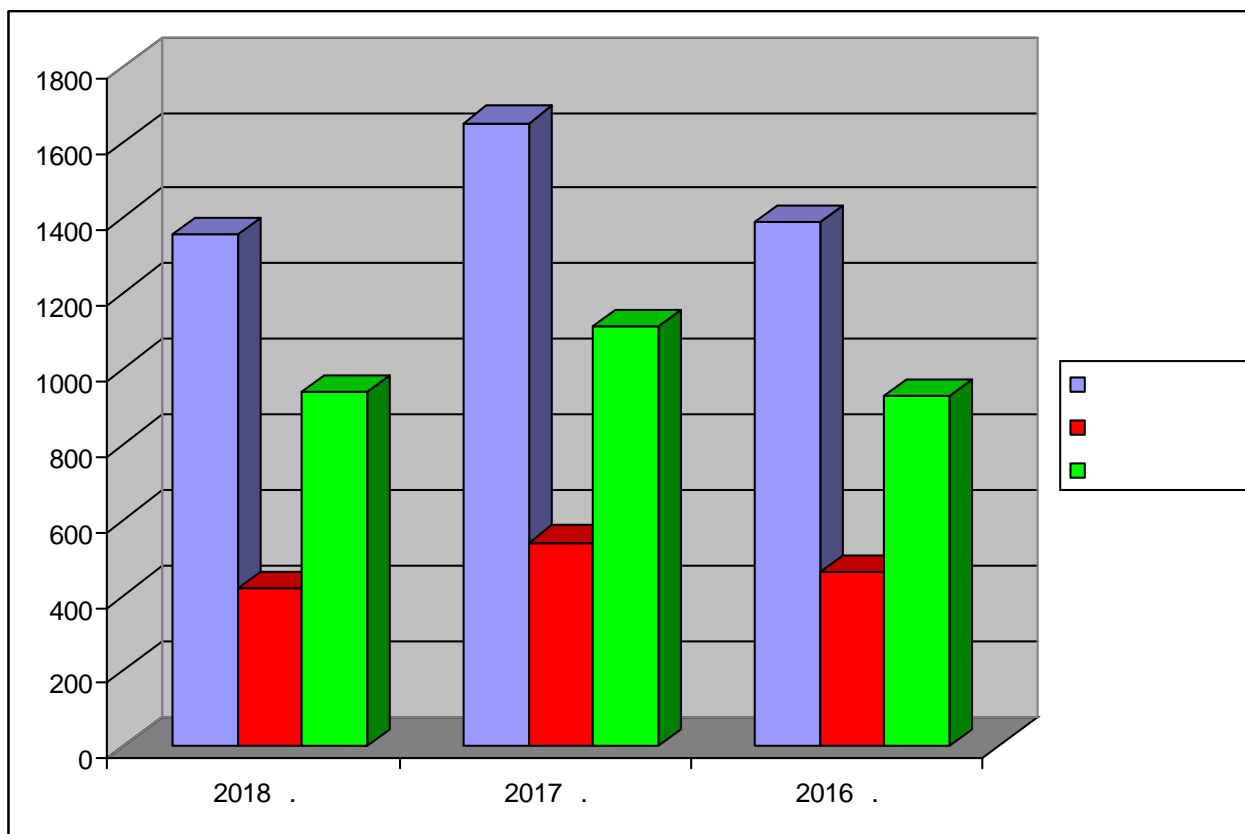
			%
	619	51.58	45.72%
	735	61.25	54.28%

2018 .

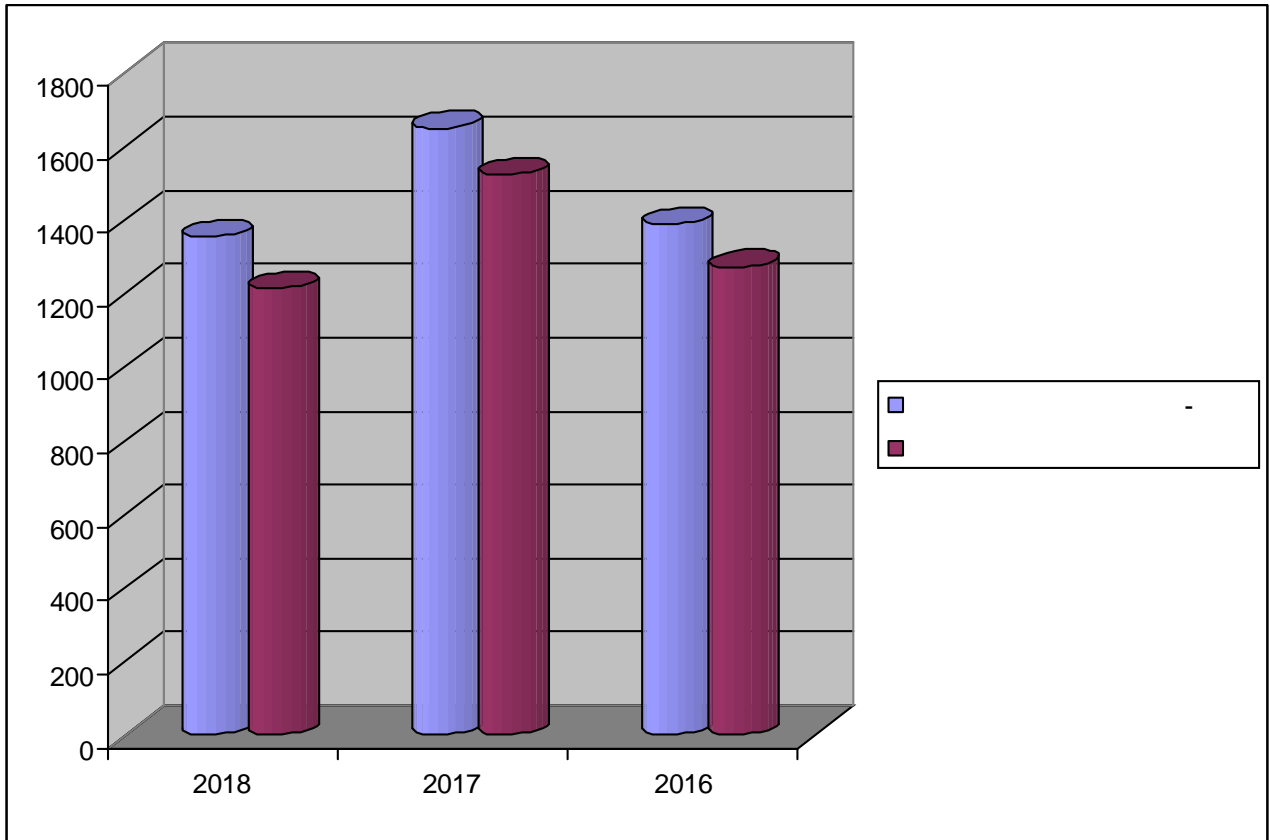
			%
	568	47.33	46.71%
	648	54.00	53.29%

2016 .

	2018 .	2017 .	2016 .
	1354	1650	1389
	417	540	460
	937	1110	929



2018	1354	1216	3	3	24	56.42	50.67
2017	1650	1525	3	3	24	68.75	63.54
2016	1389	1273	4	4	24	57.88	53.04



81

44

125 ,

							3-	
							%	
2018	125	1229	1354	1062	154	1216	88%	116
2017	116	1534	1650	1288	237	1525	92%	125
2016	116	1273	1389	1103	170	1273	92%	116

1.3.

100%	100%
.410 417	
580	
39 ,	619 ,
<ul style="list-style-type: none"> ▪ <u>316</u> , 80 , 10 , 47 , 150 ▪ <u>303</u> - 3 , 27 272 .410 .417 1 . . 	

	/				3-	%		
2018 .		303	285	18	302	99.7%	51.58	47.33
		316	206	59	185	70%		
2017 .		398	364	33	396	99.7%	66, 58	63.42
		401	272	92	311	85%		
2016 .		327	305	22	327	100%	55.75	52.92
		342	249	59	275	89%		

/					/	
2018 .	50	3	9	1	1	64
2017 .	46	1	9	0	1	57
2016 .	35	8	9	1	0	53

/	:	%	%	%	%	%	%
2018 .	58	38	66%	18	31%	2	3%
2017 .	64	41	64%	23	36%	0	0
2016 .	46	28	61%	15	33%	3	6%

58 ,

38 ' (66%

) 36 , 2 , 32

2 , 18 ,

3 , 14 , 1 2 ,

649

86 , 735 _____,

▪ **634** _____, . . 226 , 8 .310

,5 ,64 ,276

.410 .417 55 ;

▪ **101** _____, : 18 , 3 , 4 .78

,44 32 .

	/				3-	%	.	.
2018 .		634	494	62	498	90%	61.25	54.00
		101	77	15	79	86%		
2017 .		712	551	81	584	92%	70.92	63.67
		139	101	31	113	86%		

2016 .		602	468	25	465	94%	60.00	50.08
		118	81	27	93	86%		

-

/					/	
2018 .	36	7	5	2	1	51
2017 .	43	17	3	5	1	69
2016 .	40	13	0	3	0	56

/	:		%		%		%
2018 .	47	29	62%	14	9%	4	9%
2017 .	59	35	59%	20	34%	4	7%
2016 .	39	27	69%	7	18%	5	13%

51 ,

(5 (24 2 12 , 5) 3), 7 , 36

47 ,

27- - 24 - , 5 - 3

. 17 - 11 6

1 . 7 (6 1) , 2

20 - 4 14 , 2

. 12 - 2 , 9 1

. 7 - 1 , 5 1 .

1 .

29,

62%

2.

3.

	2018	
	2018	
	/	/, .16, .2
	24.03.2016	08.11.2016
20.12.2016	04.04.2017	26.09.2017
	2018	
		:
2017	- 199,86	243,26
2017	- 228,53	223,76

4.

2018

-

	-		2017 ..	
		2018 .		,
	,			-
	,			
31.12.2017 .			-	01.01.2017 -
	,			
	.	,		.
				.
.159 ' .				
	-			
	2017		,	
		.		,
				.
				.

IV.

2018 .
 8 26.02.2008 ./ .
 .18/27.02.2018 ./
 2018 .
 ” “,
 / - .
 ,

/	2018 .	2017 .	2016 .
	1506	1946	2139
	393	399	334
	1270	1315	1390

2017 . 149 . 2016 . 111 127
 274 (320 ” 2017 2016 .)
 , 2018 . ,
 .
 .
 .15,
 .1 8
 , 2018 . , ” - .
 .78
 .31 .1
 .
 .

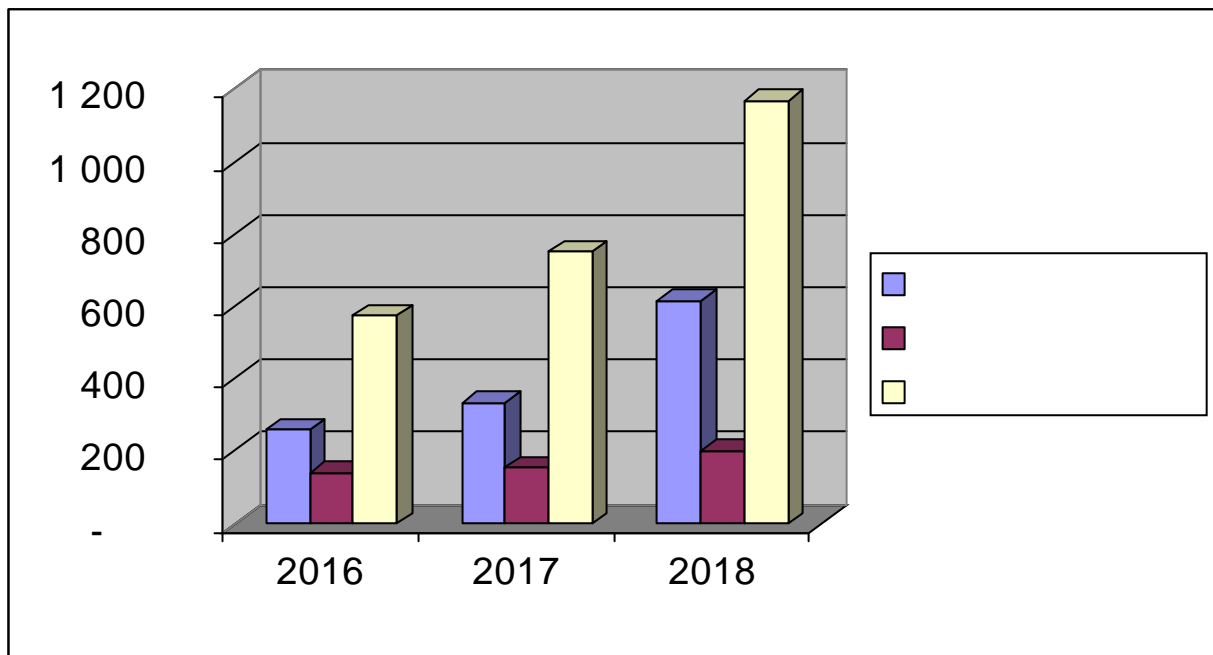
2018

V.

2018 . -
 616 282
 , 334, 2016
 . - 260 .
 56 , 30
 2017 . 24 2016 .
 753
 , 1369 ; 909
 2017 .; 715 2016 .
 201 45
 2017 ., 156 ; 2016 .
 140 .
 2018 . , 151
 (102
 2017 . 57 2016 .), 50
 (46 . - , 4 . -),
 54 2017 . 83 2016 .
 18 (14
 2017 . 13 2016 .).
 1168 , 753
 2017 ., 575 - 2016 .
 2018 . 161
 , 2017 .
 168 , 2016 . 50 (01.10.2016
 . 31.12.2016 .) 2018 . 29 ,
 58 - 2018 . 288
 , 156 2017 .
 46 2016 .
 29 4 283
 , 125 287 58 2017 .;
 236 4 2016 .
 2018 . -
 ; 33 - 2017 . - 33 42. 17 - 2016 . 34
 6 552 2017 .; 67 067 2016 . 636 562 ,
 410; 99 2017 . 162 2016 .
 114 , - 86 , 28

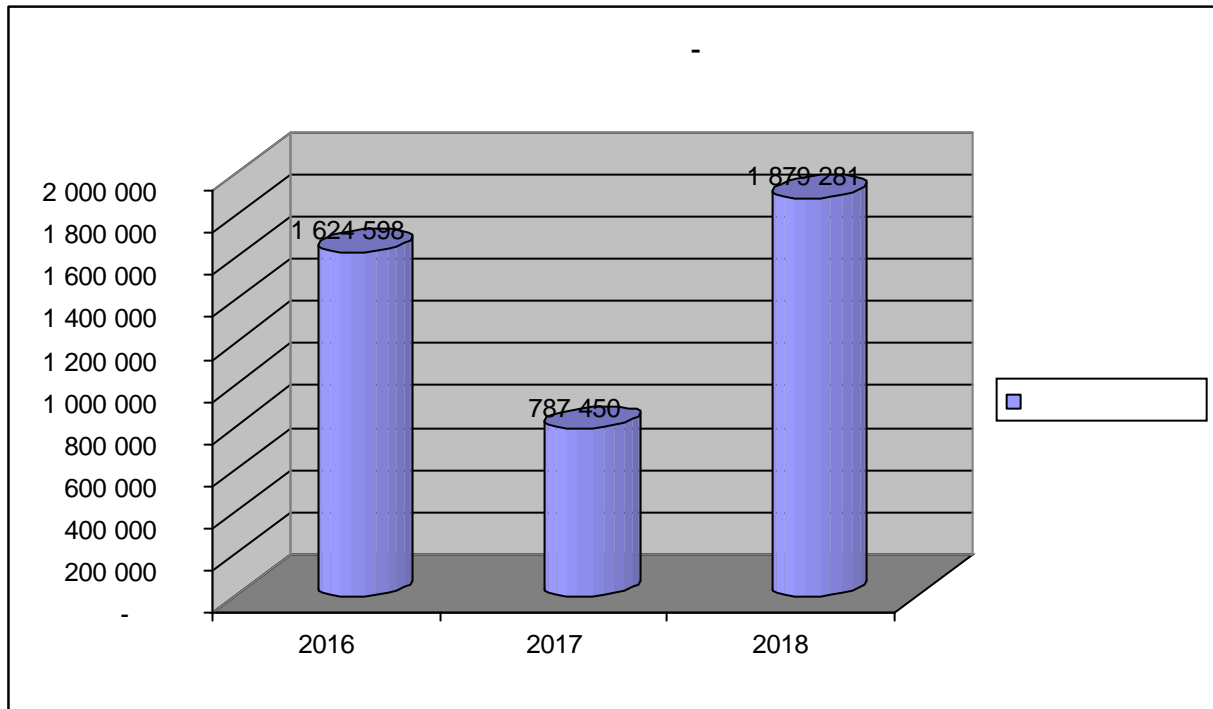
; 2017 . 42 ,
 - 17 , 25 ; 98 2016
 .. - 39 , 59 .
 1 117 981 (355 786 2017 . 1 412 751
 2016 .)
 2018 . - 7
 (13 2017 . 12 2016
). 44 8 , 47
 2017 ., 10 ; 75
 2016 . 41 .
 683 739 , 2017 . 2 700 490 ,
 2016 . - 78 493 . 2018 .
 535 428 , 2017 . 32 280 ,
 2016 . 1 117 493 (844 928).
 20 (25 2017 . 6 2016 .). 115
 106 26 ;
 ; 2016 . - 99 18 ; 11
 2018 . 274 383 , 2017
 . - 237 736 ; 2016 . - 142 155 .
 383
 (61 2017 . 144 2016
). 588 2018 . 80
 ; 226 2017 . 21
 ; 204 2016 . 39
 .
 2018 . 308 170 , 85 770
 2017 .; 2016 . - 153 103 .
 2018 . 34
 ; 45 2017 . 34 - 2016 .; 261
 49 ; 277
 2017 . 50 ; 264 2016
 . 32;
 120 455 , 299 825 2017 .,
 2016 . 144 544 .
 2018 . -
 9 , 2017
 . - 13 , 15 2016 .

2
; 2017 . -
3 , 3 2016 . 24 757 .
1
; (5 2017 . 3 2016 .), 2018
. 1 (11 2017 . 2 2016 .).
4 796 ,
2017 . - 22 634 ; 8 784 2016 .
2018 . 23
; 27 2017 . 21 - 2016 . ; 81
25 ; 87
2017 . 29 ; 86
2016 . 26 ;
90 882 , 234 497 2017 . ,
2016 . 94 773 .
2018 . 2 ,
1 168



2018
. 1 389 863 ,
- 7 712 761 -
9 102 624 ;
2017 . 8 466 593
2016 . - 5 844 064 .
1 879 281

229 191 ,
 (, .) 1 650 090 ;
 2017 . 787 450
 226 241 , 561 209 - ;
 2016 .- 1 624 598 ,
 1 077 064 , 547 534 - .
 7 266
 624 .



3

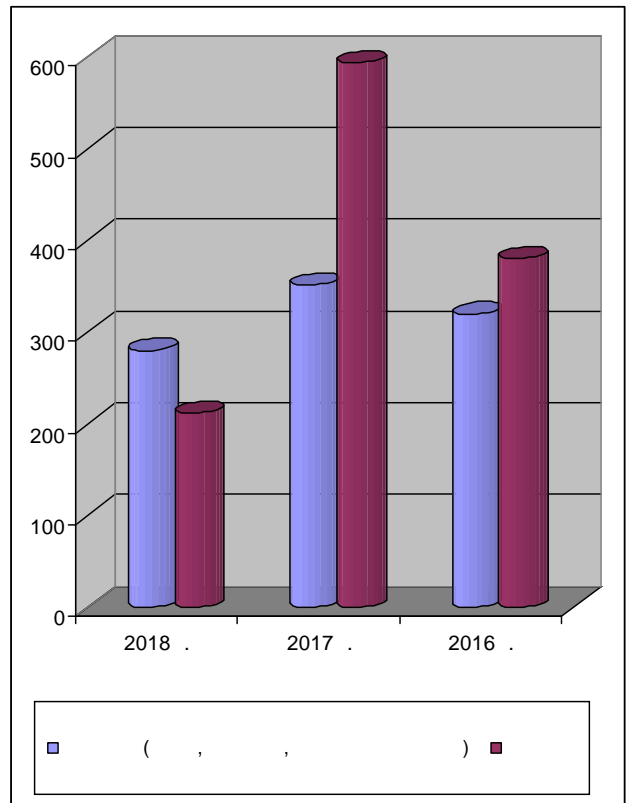
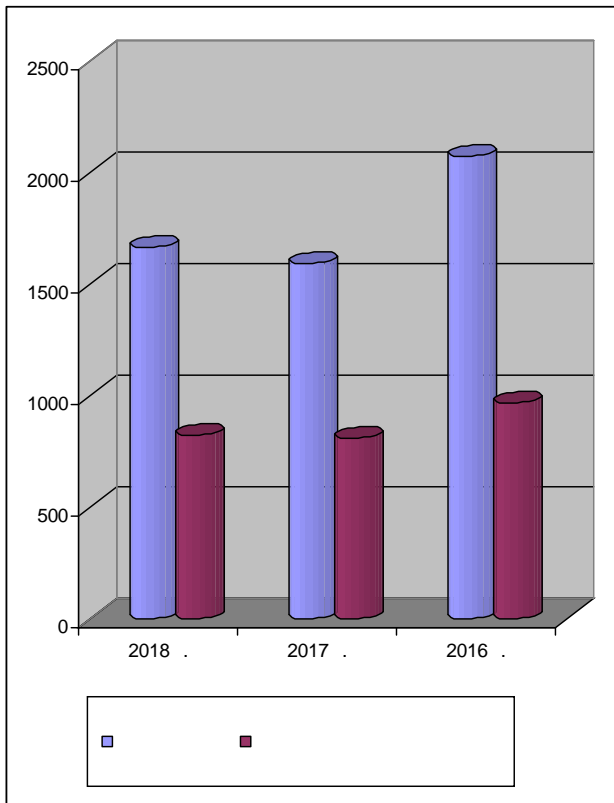
,
 - . ,
 , - , 2018
 (84%
 2017 ., 2016 .- 134%). - ,
 ,
 450 000 , -
 2017 .

,
 -
 ;
 ,
 ;
 -
 . 442
 (
 ,
 5);
 ;
 ;
 . 191 ;
 -
 (-
),
 /
 ,
 ,
 ,
 ,
 -
) (,
 ,
 . 433, . 1, . 8 -
 ,
 ,
 .

V .

2018 . 1668
 - 824 ., 280 (,
), 212 6 , 1 .
 :

	2018 .	2017 .	2016 .
	1668	1590	2074
	824	812	967
	6	2	4
(, ,)	280	351	320
	212	594	380



,
-
,
,
-
,
-
,
,
.

V .

1.

- ,

547/18.03.2002 .

, 12

, , , .
- .
- , .
" — , .

2.

, .
4 . 32- (,
" , - DOMAIN

Controller,

).

20

, 14

, 2

1

.410 417

() - "

JES

2000 -

2018

2018 .

— ,

, . . .

JES-

.

,

,

.

”

”

”

”

e

,

.

,

.

,

.

,

.

,

,

,

,

,

.

,

-

,

-

-

.

V .

2018

2018

■ 23.04.2018 .

- 2018 .

30.07.2015

44

23.04.2018

2018

30.01.2019 .

-
:
/ /